



George Stephenson  
High School

# Welcome to our Year 11 Parent Information Evening

21 September 2023






## Year 11 Team 2023-24

Ms K. Williams      Leadership Team Link

Mrs Sam Scott      Guidance Manager


Mrs L Riccalton      Achievement  
Support  
Co-ordinator





## Aims of this session

1. Routines and Expectations
2. Supporting your child pastorally
3. Supporting your child academically throughout their final year.








# Our Journey

- Daniel
- Mary-Anne
- Jessie





George Stephenson  
High School

# Routines and Expectations



# 3 Rules: Ready, Respectful, Safe

We believe that everyone at George Stephenson High School has the right to learn and achieve in a safe environment. All people working at George Stephenson High School should be **READY, RESPECTFUL** and **SAFE** at all times.

## Be **READY** to

- Arrive in school on time each day.
- Wear the correct uniform at all times.
- Do your best and fulfil your learning potential every lesson.
- Accept challenges and demonstrate resilience.
- Stop and Listen when a member of staff talks to you.

## **RESPECTFUL** of:

- Yourself
- Everyone's right to learn
- Other opinions
- People's feelings
- Other peoples' property
- Reasonable requests
- Your environment
- Your local environment

## **SAFE** in terms of your behaviour

- In lessons (both theory and practical)
- At Social Times (break and lunchtime).
- On the School Bus
- To and from school
- In the Local Community



# Uniform Reminders

A huge thank you to parents and carers for all their support in ensuring that Year 11 are looking extremely smart and have a positive and settled start to their final year.

Just some key reminders:

- Skirts and trousers no longer need to be logo ones but if students want to wear these they can. Students can wear black shoes, trainers or boots.
- Skirts must be black, pleated and a reasonable length. They must not be rolled over, pencil skirts or made of stretchy material.
- Nose and tongue piercings must be removed.
- Trousers must be black and proper school trousers. They must not be: joggers, tracksuit bottoms, cargo pants, jeans, leggings or made of stretchy material.
- Footwear must be all black and low heeled. No high top trainers, Ugg boots, trainers with coloured soles, logos, laces or eyelets.
- Students must remember to bring their PE kit with them on the day that they have PE.





# Supporting your child pastorally School

## Challenges for Year 11s

Exam pressures

Careers and next steps

Managing Workload

Organisation

Motivation

## Keeping in contact


Class Charts App

Form tutor

Subject teachers

ASC

GM






# Supporting your child pastorally

## Parents

As a parent:


- Try to ensure your son/daughter attends every day and on time.
- Try to ensure they are in full uniform.
- Try to ensure they are equipped for learning – pen, PE Kit etc
- Check the Sims App / Class charts.
- Encourage your son/daughter to complete their home learning.
- Talk to your son/daughter about their school day.
- Encourage them to take part in revision and intervention sessions.
- Attend events such as Parents evening.






## Supporting your child pastorally Students

- Teacher
- Tutor
- Guidance Manager
- Achievement Support Co-ordinator
- Family Liaison Worker
- Senior Leadership Link
  
- There are also a range of support services for students such as Someone Cares, MSET, NUF, Future Me, Kooth and TRAX Outreach.





## Supporting your child academically



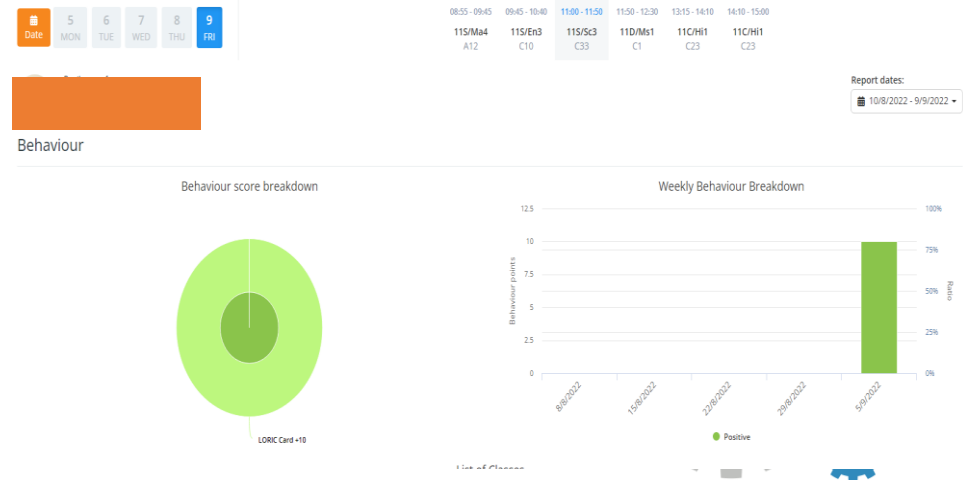


# Our Communication Apps and Home Learning

- Space to complete Home Learning
- SIMs App / Class Charts
- Encourage other, non-academic activities, after-school clubs
- Use school website to check what your child is studying

The dashboard displays the following information:

- Attendance:** 100% this term, 0 / 0 this week.
- Conduct Achievements:** 20 achievements, up 7 this week.
- Behaviour:** No incidents this year.
- Timetable:** Access to a calendar view.
- Reports:** Latest Report: Year 8 HT6 Progress Report, with 3 more reports available.
- Data Collection:** Access to a clipboard icon.





# Class Charts

Class Charts is an online system which teachers use to track achievement and behaviour throughout the school day. We believe in working closely with parents and carers.

One of the key benefits of using Class Charts is that we are able to securely share your child(s) achievements with you and to keep you up to date in real-time.

Class Charts is also be used to communicate homework.

The SIMS App will continue to be used for reporting, attendance and some whole-school communication.



What happens next:

1. You will receive a letter from the school with an access code.
2. Open [www.classcharts.com/parent/login](http://www.classcharts.com/parent/login)
3. Enter your email address
4. Choose 'I don't have an account yet'
5. Enter your parent access code and name
6. Choose a password
7. Click Log-in!






# GSHS Success Builder





## Celebrating Success

- **Success Builder points** – collect as many as you can, these replace LORIC points.
- **SPORTS cards** will be allocated in PE and are also worth 10 points.
- **Points totals** will be used to nominate students for gifts/prizes/awards every term in rewards assemblies.
- **Points totals** will also be used to select students for prizes at the end of the year
- There will be a **Golden Ticket** draw (£50 prize) once a term.
- Each week we have ‘Hot Choc Friday’, with teachers nominating students who have done well during that week
- There will also be termly rewards activities for students who have excelled in that term.








# GSHS Prom 2024

- Provisionally booked at St James Park on Thursday 20th June 2023.
- We expect the Prom to cost approximately £30 per person and this will include a drink on entrance, a two course meal and a DJ. There will be a photographic studio on site, where printed photographs will be available for an additional cost, TBC.
- Additionally, with regards to clothing for the Prom, we have a small selection of items available to loan, free of charge from previous years. If you would like to access this, please do not hesitate to contact our Family Liaison Worker Ruth Law.
- The Community Clothing Scheme and Prom in the Community also have a large selection available to hire and are contactable on social media channels.
- If you experience any difficulty with the cost of this activity, please do not hesitate to contact us. You can send an email to [enquiries@gshs.org.uk](mailto:enquiries@gshs.org.uk) or call 0191 2161115 to speak to reception. Please be assured that your enquiry will be addressed confidentially.
- We would also like to take this opportunity to remind parents that admission to our Year 11 Prom, as always, is a privilege. The school therefore reserves the right to refuse ticket sales to any student who falls below our high expectations with regards to attendance, uniform or behaviour throughout the school year or refund any ticket sales where we deem it necessary.






## What Impact Does Attendance Have?

This table shows the average GCSE grade achieved by GSHS students in 2023 and average attendance;

| Attendance | Average GCSE Grade | Average Progress 8 |
|------------|--------------------|--------------------|
| Above 98 % | 5.7                | +0.47              |
| 95% to 98% | 5.4                | +0.25              |
| 92% to 95% | 5.3                | +0.14              |
| Below 92%  | 3.8                | -0.65              |

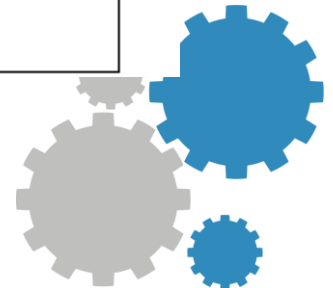




# After School Support Timetable – Week 1

## Years 10 & 11 After School Timetable – Week 1

| <i>Monday</i>                         | <i>Tuesday</i> | <i>Wednesday</i>   | <i>Thursday</i>  | <i>Friday</i>                   |
|---------------------------------------|----------------|--|--|---------------------------------|
| <b>Maths and Further Maths</b>        |                | <b>Geography</b><br>Mrs Walby  | <b>English</b><br>English corridor                         | <b>Religious Studies</b><br>C21 |
| <b>Hospitality</b><br>Mrs Little      |                | <b>Health and Social</b><br>Mr Ingham  | <b>Media</b>   |                                 |
| <b>Performing Arts</b><br>Music/Drama |                | <b>Science</b><br>Separate Science Lesson (extra qualification - invite only)<br>GCSE Combined Science revision. | <b>Design Technology / Art / Product Design</b><br>F Block |                                 |
| <b>Miss Ward</b><br>History<br>C24    |                | <b>Applied Studies</b><br>G Block – G9 / G11<br>Mr Hall / Ms Ring  |  |                                 |
|                                       |                | <b>Sport</b><br>C14  |  |                                 |

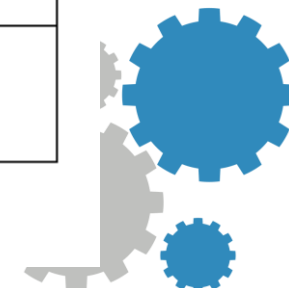




# After School Support Timetable – Week 2

## Years 10 & 11 After School Timetable – Week 2

|  | <i>Monday</i>                               | <i>Tuesday</i> | <i>Wednesday</i>   | <i>Thursday</i>  | <i>Friday</i>                                    |
|--|---|----------------|--|--|--|
|  | <b>Maths and Further Maths</b>              |                | <b>Science</b><br>Separate Science Lesson (extra qualification - invite only)<br><br>GCSE Combined Science revision. | <b>English</b><br>English corridor                         | <b>Health and Social</b><br>Mr Ingham<br>G Block |
|  | <b>Hospitality</b><br>Mrs Little<br>G Block |                | <b>ICT</b><br>Mrs Fenn<br>C27  | <b>Media</b>   | <b>Religious Studies</b><br>C21                  |
|  | <b>Performing Arts</b><br>Music/Drama       |                | <b>Geography</b><br>Mrs Walby  | <b>Design Technology / Art / Product Design</b><br>F Block |  |
|  | <b>Miss Ward</b><br>History<br>C24          |                | <b>Business Studies</b><br>(G11)   | <b>MFL</b><br>MFL corridor                                 |  |
|  |   |                | <b>Applied Studies</b><br>G Block – G9 / G11<br>Mr Hall / Ms Ring  | <b>Business Studies</b><br>(G11)<br>Y11                    |  |
|  |   |                |  | <b>Computer Science</b><br>Mrs Jordan                      |  |





# School website



Tel: 0191 216 1115



Home

Information

Departments

Students

NE12 Sixth Form

Parents

Attendance

School Calendar

Vacancies

Contact

Geography

Business and Enterprise

Science

Media

Design Technology

iLearn (Year 7 Students)

PSHE

English

Applied Studies

Health Science

History

Performing Arts

Careers

Physical Education


Modern Foreign Languages (MFL)

RE and Social Sciences

Mathematics

Computing

Library





# Supporting Your Child's Progress

Visit: <https://www.gshs.org.uk>

Home

Information

Departments

Students

NE12 Sixth Form

Parents

Attendance

School Calendar

Vacancies

Contact



## DEPARTMENTS

Geography

English

Physical Education

# English

## English Scheme of Work

Key Stage 3



Key Stage 4







George Stephenson  
High School

# Year 11 Information Evening Preparing for Exams in 2023


Mr. S. Tyson





## Preparing for GCSEs in 2024

- What happened last year and what will happen in 2024?
- What support will be in place for students?
- What were GCSE results like in 2023?
- What should students prepare effectively? - Some dos and don'ts
- The year ahead – timeline!
- Exam Guidance including top tips for parents
- English and Maths guidance





## What happened in 2023?


Exams took place in both 2022 and 2023 after a two-year gap.

Exams in 2023 had fewer special arrangements in place than in 2022, but equation sheets were still provided in Maths and Science.

Exam grade boundaries were adjusted to ensure results nationally were similar to those in 2019.

Exam timetables were written so that papers in the same subject were more than 10 days apart.

Teachers were asked to keep key assessment evidence (e.g. mock exams) so that grades could be awarded if exams had to be cancelled.






## What will happen in 2024?

The plan is for exams to go ahead as normal.

The government have said that there will be no special arrangements in place in 2024.

It looks as if exams in the same subject will be well spaced as they were in 2022 and 2023. Written exams start on May 9<sup>th</sup> and finish on 19<sup>th</sup> June, but there is a contingency day on 26<sup>th</sup> June.


The government do not currently have a back-up plan in place in terms of keeping key assessment evidence. However, we will retain mock exam evidence, just in case it is needed.





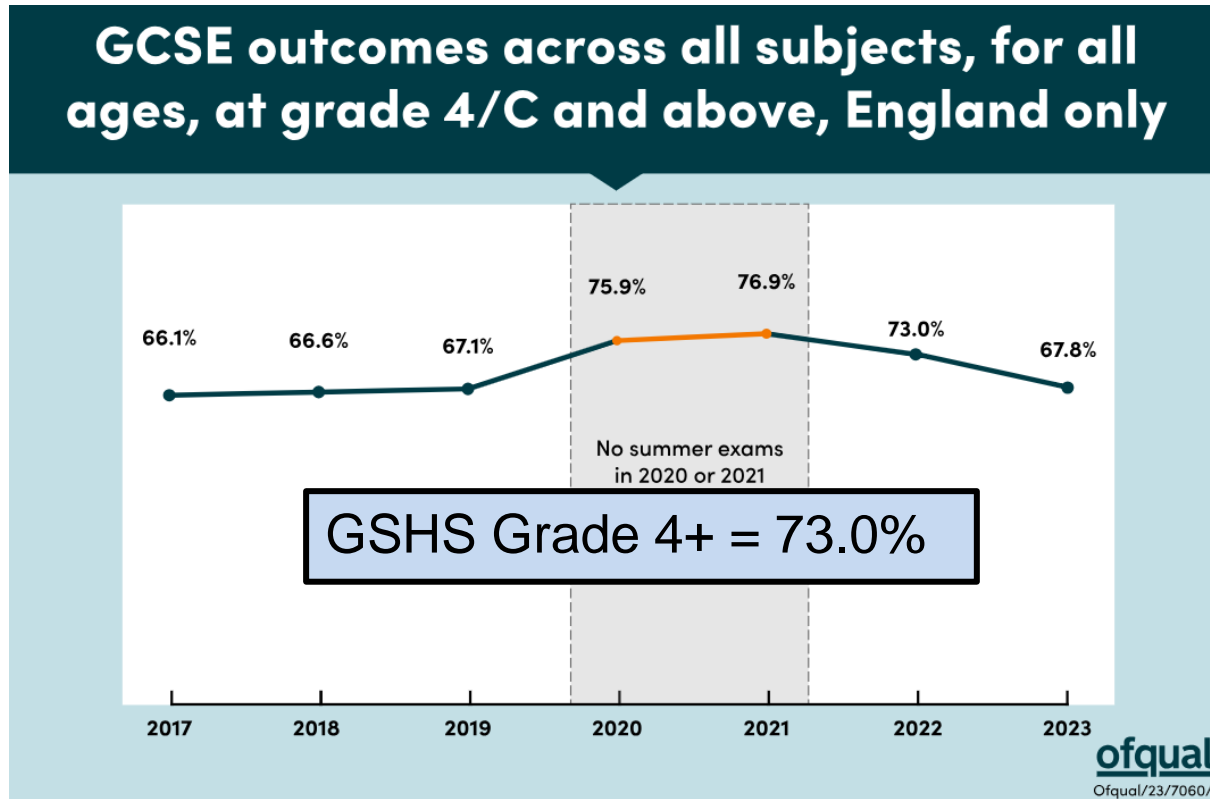
# What support will be in place?

- Keep you informed.
- Well-being and mental health.
- Study skills in tutorials and tutor time.
- After school study session timetable.
- Retention and recall skills in lessons.
- Formal exam practice (mock exams) in November and March.
- 'Exam Success' evening in February.
- 'Live-n-Learn' workshops.
- English and Maths tutoring (some students)
- Staff mentoring
- Careers and post 16 guidance (Connexions).






## What were GCSE Results like in 2023?



GCSE outcomes across all subjects, for all ages, at grade 4/C and above — England

Our provisional Attainment 8 figure was 4.90, above the national average of 4.65 and a North Tyneside average of 4.61





Do....

# How should students prepare?

- attend school as much as you can and be punctual.
- catch up if you do miss school
- engage with home learning and coursework.
- take your mock exams seriously and prepare for them thoroughly.
- listen carefully to your teachers and do the best you can.
- look after yourself by getting enough sleep, eating well, getting exercise, and taking regular breaks from your work.
- talk to your tutor, teachers or guidance manager if you need to.






# How should students prepare?


## Don't....

- think that you can't succeed because of COVID - every Year 11 student in the country is in a similar position!
- assume that mock exam results won't count – they could in some circumstances!
- get too anxious or worry too much!
- put too much pressure on yourself!
- worry if a mock exam or assessment goes badly – you will have other chances to show what you can do.






## How can parents help?



---

## Top 10 tips to support your child through their exams

---







## How can parents help?

### How can you help your child and prepare them to perform?



1. Being a role model
2. Help them set goals
3. Keep them active
4. Healthy eating
5. Time out
6. Sleep patterns
7. Unplugging
8. Staying cool & calm
9. Belief
10. Be supportive

Each day you can support your child to make choices which can impact how they perform during the exam period





## How can parents help?

### 6. Sleep Patterns

- Young people need between 8 – 9 hours sleep per night
- Help your child create a relaxing evening routine
- Make sure they don't eat too late at night
- Avoid giving them caffeine or sugary drinks late at night
- Make sure they don't work or revise too late before going to bed
- Encourage them to switch off from social media / technology at least an hour before bedtime





## How can parents help?

### 7. Unplugging

- ✓ Encourage them to unplug from technology everyday
- ✓ Help them switch off from technology at least 30 mins- 1 hr before going to sleep
- ✓ Support your child to appreciate the world around them rather than being governed by their phone
- ✓ Make sure they put their phone away, & on silent, while they are concentrating on tasks / revision / homework
- ✓ Help them learn to have the control to not be obsessed with their phone
- ✓ Choose some time each day/week to switch off and unplug from technology with them





## How can parents help?

### 10. Be Supportive



- Be a good listener
- Be approachable
- Encourage them to take breaks in between revision
- Show some understanding of what they are going through
- Help them deal with their emotions & feelings
- Offer caring advice
- Just be there for them!

DREAM  
BELIEVE  
ACHIEVE





# Key Dates this Year


| Date                  | Event  |
|-----------------------|--|
| Thursday 21 September | Year 11 Information Evening (in person)              |
| Monday 23 October     | Year 11 Progress Report 1 issued                     |
| Monday 20 November    | Year 11 Mock Exams (1) begin                         |
| Monday 22 January     | Year 11 Progress Report 2 (mock exam results) issued |
| Monday 22 January     | Year 11 mock exam results day                        |
| Thursday 25 January   | Year 11 Parent Evening (in person)                   |
| Thursday 1 February   | NE12 Sixth Form Open Evening (in person)             |
| Monday 26 February    | Year 11 Mock Exams (2) begin                         |
| Thursday 15 February  | Year 11 'Exam Success' Parent Session                |
| Thursday 15 February  | Year 11 'Exam Success' Student Session               |
| Thursday 28 March     | Year 11 Progress Report 3 Issued                     |
| Thursday 9 May        | External written GCSE exams begin                    |
| Wednesday 19 June     | External GCSE exams end                              |
| Thursday 20 June      | Year 11 Leavers Day & Year 11 Prom                   |
| Wednesday 26 June     | GCSE Exam Contingency Day                            |
| Thursday 22 August    | GCSE Results Day                                     |





# English


Mrs H Bell





# English


- Students prepare for **two** qualifications:
- GCSE English Language
- GCSE English Literature
- Both will be assessed by terminal exams in the summer of 2023
- Exam Board **EDEXCEL**
- No tier of entry
- Every student sits the same exam
- Grading system 9-1





# GCSE English Language

- **Paper 1: Fiction and Imaginative Writing 1 hour 45 minutes (worth 40%)**
- Section A: Short/long questions on unseen 19<sup>th</sup> Century fiction (1 hour) (24 marks).
- Section B: Two images provides as stimulus for Imaginative Writing (45 minutes) (40 marks)
  
- **Paper 2: Non Fiction, Literary Non-fiction and Transactional Writing (2 hours 5 minutes) (worth 60%)**
- Section A: Short answers on two non-fiction texts, followed by a longer response question. (1 hour 20) (56 marks)
- Section B: Two options of writing tasks thematically linked to the reading materials – letter, job applications, reviews etc. (45 minutes) (40 marks)








# GCSE English Literature

- Examination texts are studied with a light touch at Year 9 and then studied in more detail during Year 10 and 11.
- **Paper 1: Shakespeare and Post-1914 Literature**
- Section A: Shakespeare: Part A on an extract, Part B whole text – ‘Macbeth’ (55 minutes) (40 marks).
- Section B: Post-1914 Literature: choose one question out of two. These are theme or character questions. ‘An Inspector Calls’ (50 minutes) (40 marks)
- **Paper 2: 19<sup>th</sup> Century Novel and Poetry since 1789**
- Section A: 19<sup>th</sup> Century novel. Part a on extract, Part B on the full text ‘Jekyll and Hyde’ or ‘A Christmas Carol’ (55 minutes) (40 marks)
- Section B: Poetry since 1789: one named poem from a cluster in the anthology (Conflict) that will be printed – students compare it to another (unprinted) of their choice. (35 minutes) (20 marks)
- Students then also compare two thematically linked unseen contemporary poems (45 minutes) (20 marks)





## How Can Parents Help?


- Encourage reading of all kinds
- Read the texts and discuss them with your child. Watch film versions at home. Encourage students to attend after school revision sessions and lectures. Encourage them to be proactive in their learning – use the internet as a resource and use online study guides to help.
- Encourage your child to re-read all the Literature texts again at home – it is vital they have a good understanding of these texts for the exam.
- Encourage your son/daughter to read and discuss non-fiction texts e.g. newspapers, leaflets, letters and magazine.
- Encourage your son/daughter to attend their English revision session on a Thursday after school. In this session students are planning answers and writing responses to exam questions.
- All students have been provided with revision guides for the Literature set texts.
- Above all stress the importance of English and these qualifications and that hard work in lessons will pay off with a good grade in the exam.





# Maths


Mr P Rochester





# Edexcel GCSE Mathematics 1MA1


- 100% external exams
- Three exams
- 90 minutes each
- Equally weighted
  
- Foundation Tier – Grades 1-5
- Higher Tier – Grades 4-9
  
- Paper 1 (Non-Calculator)
- Paper 2 (Calculator)
- Paper 3 (Calculator)
  
- Any content can be assessed on any paper





# The only way to improve at Maths is to do Maths


- Revision Guides
- Sparx Maths – all students have a log in and can complete any task at home as extra revision
- Corbett Maths – "5 a day" provide good, quick revision, plus videos and worksheets for every topic
- On Maths – online, self- marking exam papers and questions
- Maths Genie – exam questions sorted by topic
- Pearson Edexcel Revise app





## How can you help?


- Encourage a positive attitude towards Maths and stress its importance. Try not to say, "I was rubbish at Maths" or "I can't do Maths." Research shows parental influence is much greater than teacher influence on this.
- Encourage students to complete all home learning.
- Encourage and support attendance – students with 95%+ attendance in Maths make much better progress.
- Help students to learn key formulae – test them!
- Ask about their work and praise effort
- Support students to complete independent Maths revision regularly.





# CAREERS AT GSHS

**Inspiring students to be passionate, confident and aspirational about their career choices, and equipping them with the skills, qualities and experiences needed for successful and happy futures.**






## Work Experience

## Community

**Thank you for the support!!!**




**Almost 120 employers supported us, almost all students who wanted a placement managed to find one.**








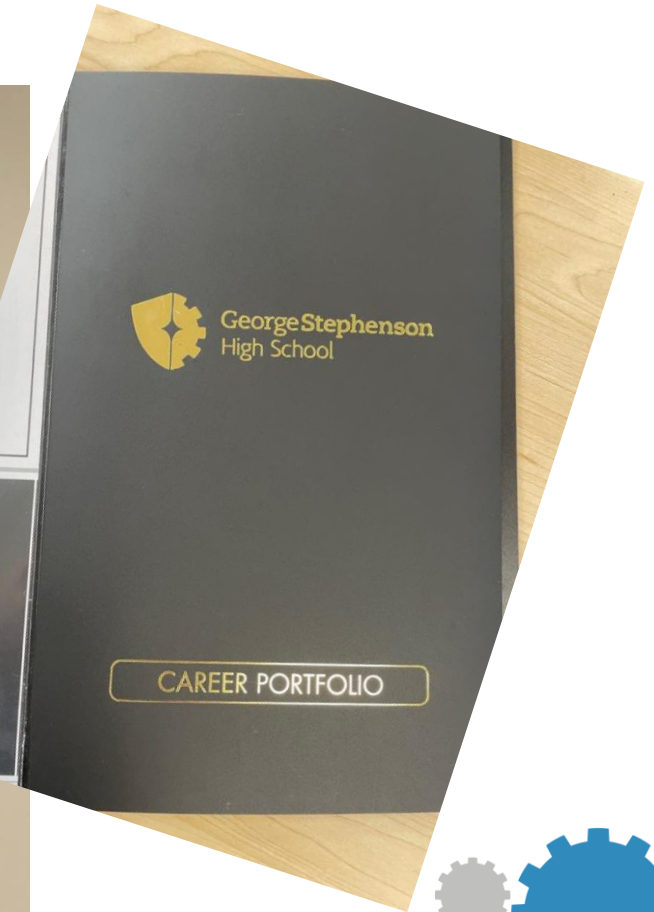
# What makes GSHS different?





# Listening to our students

## The Careers Portfolio



**Respect**



# The Journey

# Ambition

**Careers assemblies each year, alongside focused careers weeks in subject areas**

Curriculum Intent

**Y7** Speed Dating

**Y8** Issues with the pandemic

**Y9** 1:1 / small group support in conjunction with NUFC


**Y9** Careers Zone

**Y10** Mock interviews

**Y10** Careers Fair at Burnside

**Y10** Work Experience

**Y11** Apprenticeship fair at GSHS with NUFC – date TBC





# Careers Information & Guidance

## Connexions


Connexions advisors are available to offer impartial information, advice and guidance to students and parents/carers. Connexions work with students from Year 9 onwards to support with planning for their future careers, ensuring young people have current information and one to one guidance to encourage informed decision making.

The Connexions adviser working in George Stephenson High school is Jill Anderson who is happy to be contacted by telephone, email or text message:

[Jill.Anderson@northtyneside.gov.uk](mailto:Jill.Anderson@northtyneside.gov.uk)


Telephone 07583152484

[James.Young@northtyneside.gov.uk](mailto:James.Young@northtyneside.gov.uk)



# Ambition


## Gatsby Benchmark

Your result 

% schools fully achieving this Benchmark nationally

|  |                   |       |
|--|-------------------|-------|
| 1 - A stable careers programme                   | ✓                 | 65.7% |
| 2 - Learning from careers and labour information | ✓                 | 80.9% |
| 3 - Addressing the needs of each pupil           | ✓                 | 54%   |
| 4 - Linking curriculum learning to careers       | ✓                 | 76%   |
| 5 - Encounters with employers and employees      | ✓                 | 79.7% |
| 6 - Experiences of workplaces                    | In progress - 87% | 63.8% |
| 7 - Encounters with further and higher education | In progress - 91% | 52%   |
| 8 - Personal guidance                            | ✓                 | 74.9% |

Gatsby aim of offering 'World Class' CEIAG throughout the UK





# Home Learning for Parents

## Careermap - CareerMag

careermap.co.uk/careermag/#:~:text=Careermap%20for%20Parents%20connects%20parents



Job Search | Employers Directory | Blog | Career Advice

the diversity of career opportunities and pa

Sign Up For Free He



# Community





# Information and support on our website

## LMI

### Labour Market Information (LMI) for parents and staff

This is a very useful widget which enables you to search for the key information on most careers. It is frequently updated and can be used to start a careers conversation at home, provide more clarity on a young person's career preference or could be used as part of a classroom activity/discussion. At school students can access a more detailed review of their career preference, using Unifrog, and all students have a personalised printout.

Employers

Please click here to view further information

Parent/Carers

Please click here to view further information

Community

| UK Average   |                              |
|--|------------------------------|
| Weekly Pay<br><b>£505</b>  | Annual Pay<br><b>£26,260</b> |
| Hours/Week<br><b>37.5h</b>   | Hourly Pay<br><b>£13</b>     |
| <b>Workforce Change</b> (projected)  |                              |
| Growth<br><b>6%</b>  | Replacement<br><b>39.5%</b>  |
| <small>The workforce is projected to grow by 6% over the period to 2024, creating 1,974,000 jobs. In the same period, 39.5% of the workforce is projected to retire, creating 13,110,000 job openings.</small> |                              |
| <small>This is the average combined for all industries across the UK. The pay and hours are that of an average full-time employee in this job, including bonuses, before tax and deductions.</small>           |                              |
| <p style="text-align: center;"><b>Clear card</b></p>   |                              |



Click to pick a job

— OR —


Display the UK average



Click to pick a job

— OR —

Display the UK average





Good luck to all of our Year 11 students in the year ahead and remember we are very proud of you!

